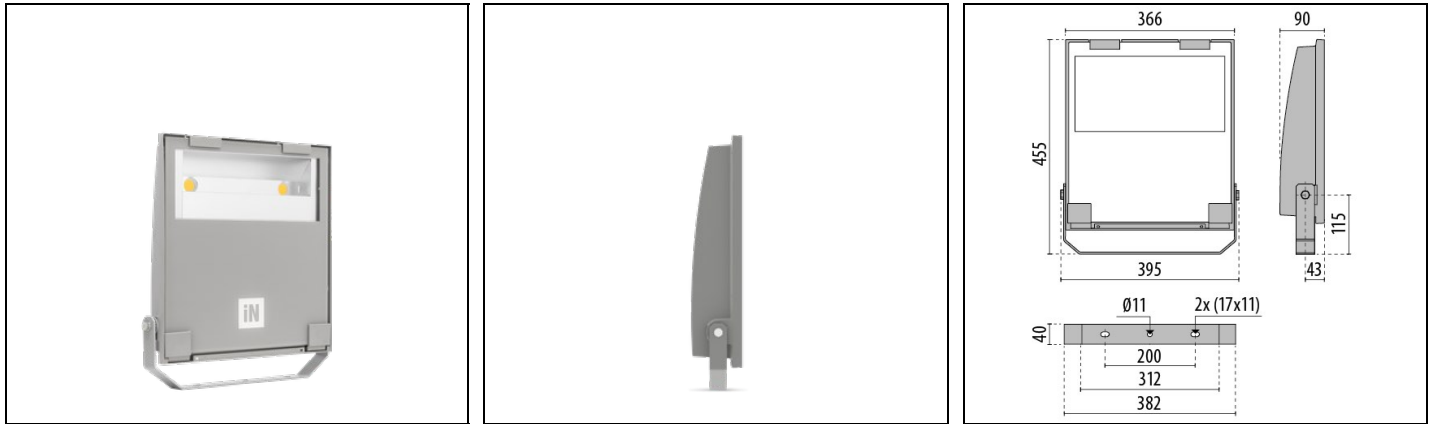


# GUELL 2.5 A/W

Part number 3116915



## Description

LED floodlight for indoor and outdoor, comprising:

- Die-cast aluminium housing, polyester powder coat finish ISO 9227/12944 - ISO 9223 (C5)
- Extra clear, toughened, flat glass diffuser
- High-performance polished, oxidised, iridescence-free, aluminium reflector (Al 99.99)
- Anti-ageing custom moulded silicone sealing gasket(s)
- Cable gland M20x1.5 for cables Ø 10- Ø 14 mm
- Stainless steel locking hardware
- Fully integrated stainless steel aluminium spring clips
- Powder-coated steel tiltable bracket
- ON/OFF, DALI and 1-10V version available. Consult Factory
- Integral surge protection device (SPD) against mains overvoltages up to 10 kV (CM/DM)
- High asymmetrical distributions low-glare optic options available (A50/W versions)
- Openable and maintainable luminaire (future-proof)
- Other colour temperatures (CCT) and colour rendering index (CRI) options available. Consult factory
- Design by GIORGIO LODI

## Product data

ETIM Group:	EG000027	ETIM Class:	EC001744
-------------	----------	-------------	----------

## General information

Lampholder:	LED	Light source:	LED
Lightsource lumen output [lm]:	28906	Luminaire lumen output [lm]:	23282
Luminaire wattage [W]:	193 W	Luminous efficacy [lm/W]:	121
CRI:	80	Colour temperature [K]:	3000
Colour / Finishing:	GR-94 / Metallic grey / Textured	IP degree of protection:	IP66
IK-J-xxIP:	IK07 3J xx5	Protection class:	I
Optic:	A40/W - Asymmetric Wide	Net weight [kg]:	7.15
Overall length [mm]:	395	Overall width [mm]:	455
Overall height [mm]:	90		

## Mechanical features

Shape:	Rectangular	Housing material:	Aluminium
Diffuser material:	Glass	Glow wire test [°C]:	650 °C
Frontal exposed area [m <sup>2</sup> ]:	0.03	Lateral exposed area [m <sup>2</sup> ]:	0.03
Top exposed area [m <sup>2</sup> ]:	0.14		

## Electrical features

Voltage type:	AC	Input voltage [V AC]:	100/277
Input frequency [Hz]:	50/60	Power factor / COS Φ:	>0.9
Surge protection   Common [kV]:	10.0	Surge protection   Differential [kV]:	10.0
Inrush current [A/μs]:	110 / 350	C10 1.5 mm <sup>2</sup> :	3
C16 2.5 mm <sup>2</sup> :	5	B10 1.5 mm <sup>2</sup> :	2
B16 2.5 mm <sup>2</sup> :	3		

## Installation

Application area:	Outdoor	Mounting type:	Floodlighting
Min. ambient temperature [°C]:	-40	Max. ambient temperature [°C]:	40
Min. distance from lighted object [m]:	1.00		

## Light features

MacAdam:	3	Lumen maintenance:	L90B20@50000h
Distribution of light emission:	Direct	Luminous Intensity Class:	G*6
Zero light pollution (ULR = 0%):		IPEA* (road lighting):	A+
IPEA* (large areas, roundabouts):	A5+	IPEA* (cycle-pedestrian):	A++

To maintain the regular updating of our products, PERFORMANCE iN LIGHTING reserves the right to make changes without prior notice. For the most up to date information we always recommend you read the latest version published on the website [www.performanceinlighting.com](http://www.performanceinlighting.com). Delivered luminaire lumen outputs and power consumptions, including losses, are subject to a tolerance of +/- 7%, and unless otherwise stated the values apply to an ambient temperature of 25°C. Terms of warranty are available at <https://www.performanceinlighting.com/qr/company/led-warranty>

IPEA\* (green areas): A++

---

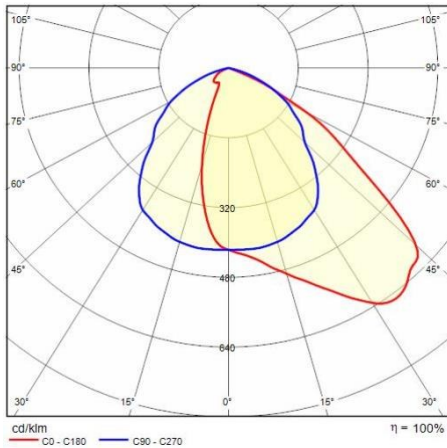
IPEA\* (historic city centers): A6+

---

---

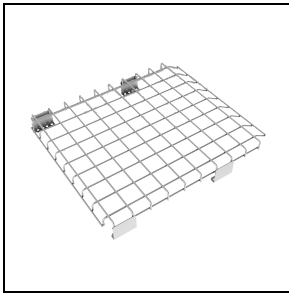
To maintain the regular updating of our products, PERFORMANCE IN LIGHTING reserves the right to make changes without prior notice. For the most up to date information we always recommend you read the latest version published on the website [www.performanceinlighting.com](http://www.performanceinlighting.com). Delivered luminaire lumen outputs and power consumptions, including losses, are subject to a tolerance of +/- 7%, and unless otherwise stated the values apply to an ambient temperature of 25°C. Terms of warranty are available at <https://www.performanceinlighting.com/qr/company/led-warranty>

## Photometric data



## Optional accessories


### GUELL 2.5




**310965**  
Protective grid GUELL 2.5




**310982**  
Wall mount support 1000 mm  
■ GR-94 / Metallic grey



**310966**  
Single pole top support GUELL 2.5  
■ GR-94 / Metallic grey



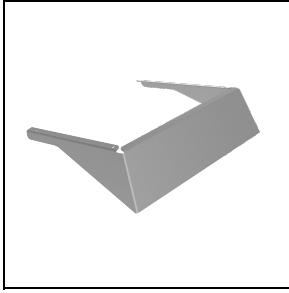
**310967**  
Double pole top support GUELL 2.5  
■ GR-94 / Metallic grey



**14012294**  
Steel 'U' bolt clamp for Ø 60-80 mm  
poles painted aluminium grey  
■ GR-94 / Metallic grey

### GUELL 2.5 A/W

To maintain the regular updating of our products, PERFORMANCE iN LIGHTING reserves the right to make changes without prior notice. For the most up to date information we always recommend you read the latest version published on the website [www.performanceinlighting.com](http://www.performanceinlighting.com). Delivered luminaire lumen outputs and power consumptions, including losses, are subject to a tolerance of +/- 7%, and unless otherwise stated the values apply to an ambient temperature of 25°C. Terms of warranty are available at <https://www.performanceinlighting.com/qr/company/led-warranty>



**310963**

Cover GUELL 2,5 A40/W

■ GR-94 / Metallic grey

To maintain the regular updating of our products, PERFORMANCE iN LIGHTING reserves the right to make changes without prior notice. For the most up to date information we always recommend you read the latest version published on the website [www.performanceinlighting.com](http://www.performanceinlighting.com). Delivered luminaire lumen outputs and power consumptions, including losses, are subject to a tolerance of +/- 7%, and unless otherwise stated the values apply to an ambient temperature of 25°C. Terms of warranty are available at <https://www.performanceinlighting.com/qr/company/led-warranty>